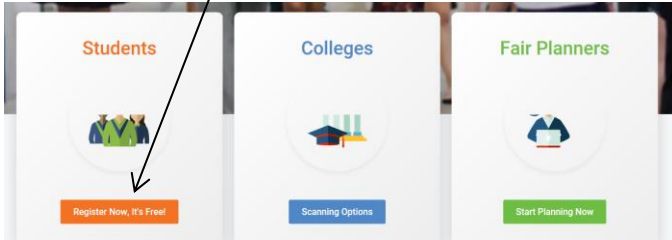


To set up an account, go to:
www.gotocollegefairs.com
 or scan the QR code



Click the **orange** button –
Students- Register Now, It's Free!



Click on the state of Texas

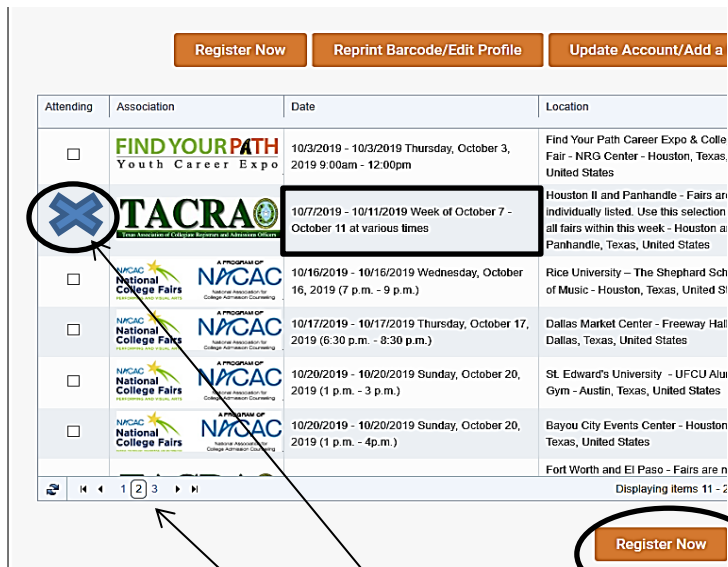
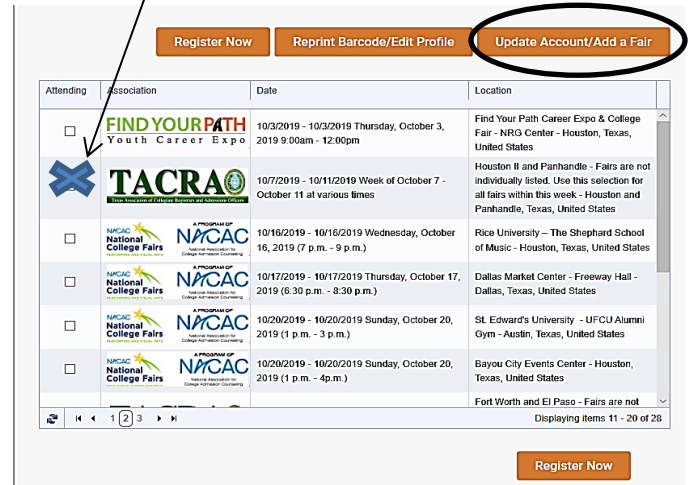


If using the QR code on your phone:

- Choose TACRAO 10/7/2019-10/11/2019
- Complete all personal information
- Accept *Terms and Conditions* and **SUBMIT**

If you have previously set up an account & remember your user name & password:

click on **Update Account/Add a Fair** after selecting the box for TACRAO 10/7/2019 – 10/11/2019



College representatives will have a barcode scanner to securely capture the registration information you provide.

If using the website:

- **Go to page 2**
- **Select the box for TACRAO – 10/7/2019 – 10/11/2019**
- Click orange button – **Register Now**
- Complete Student Registration information
- Accept *Terms and Conditions* and **SUBMIT**
- Receive or print your Student Barcode Pass

Why register for the Student Barcode Pass?

- Increase face-to-face time with the college representatives
- Provide your information **one** time online before the event instead of dozens of times on prospect cards at each college table the night of the event
- Ensure your personal data is **accurately** and **securely** shared with colleges & universities of your choosing
- It's **FREE** and it's **EASY** to input your personal information as well as to elaborate on your special interests, extracurricular activities, and unique accomplishments.
- **A few days prior to College Night, you will receive a reminder email with your barcode attached.**

REGISTER NOW!